

Credit growth is limited, BI Rate needs accommodative fiscal support

Bank Indonesia (BI) decided to keep its benchmark interest rate unchanged at 5.50% (Cons: 5.50%, KBVS: 5.50%, Prev: 5.50%), reflecting a cautious stance amid heightened global uncertainty. Key concerns include rising geopolitical tensions, particularly the conflict between Iran and Israel, which has the potential to push global oil prices higher and prompt investors to shift portfolios toward safer assets. Meanwhile, the trade tensions between China and the U.S. have shown signs of easing following several bilateral meetings aimed at tariff negotiations. While this has helped ease inflationary pressures in the U.S., prices of certain imported goods remain elevated due to lingering tariff policies, indicating that the possibility of stagflation still exist and thus strengthening expectations on the direction of future Fed Funds Rate cuts.

The domestic macroeconomic backdrop continued to show signs of moderation and still within Bank Indonesia's target. Inflation remained well-contained at 1.60% YoY in May 2025—comfortably within BI's 2.5% \pm 1% target range. At the same time, GDP growth remained stable, supported by increased household spending during the long holidays for Vesak and Ascension Day. Looking ahead, economic activity is expected to strengthen in 2H25, driven by the social assistance disbursement and wage subsidy that will be held in June and July 2025. Overall, BI forecasts economic growth in FY25 to be in the range of 4.6–5.4%.

Within the banking sector, liquidity pressures persisted as the growth of third-party funds (DPK) further moderated to 4.29% YoY in May '25 (Prev: 4.55% YoY in April), heightening competition for funding. In response to this softening liquidity, Bank Indonesia encouraged banks to reduce their deposit rates following last month's policy rate cut. However, the adjustment has been minimal—average deposit rates only declined by 2.00 bps to 4.81% in May '25 (Prev: 4.83%).

Credit growth currently stands at 8.43% YoY (Prev: 8.88% YoY), and although Bank Indonesia maintains its projection of 8–11% YoY growth for FY25, the figure has been declining for seven consecutive months, indicating persistent weakness in lending activity despite supportive policy measures. However, similar to deposit rates, lending rates have been slow to adjust—bank lending rates declined only slightly by 1.00 bps to 9.18% (Prev: 9.19%). BI continues to urge banks to lower lending rates in order to improve credit transmission and stimulate broader access to financing. Despite these challenges, Indonesia's banking sector remains fundamentally strong, supported by a high Capital Adequacy Ratio (CAR) of 25.41% and a manageable Non-Performing Loan (NPL) ratio of 2.24%.

The slowdown in credit growth is closely linked to ongoing structural changes in Indonesia's economy. On the demand side, stagnation in labor-intensive sectors has limited job creation and wage growth, resulting in weaker consumer purchasing power. This has led to more cautious household spending, contributing to subdued domestic demand. **Under these circumstances, monetary policy easing, such as reducing the BI Rate, has had limited impact on boosting consumption and credit growth.** To strengthen demand, fiscal stimulus should be directed toward programs with high multiplier effects, such as social protection, and support for MSMEs, which can generate jobs, raise incomes, and stimulate broader economic activity.

On the supply side, producers are also under strain, as reflected in Indonesia's Manufacturing PMI, which remains in contraction territory. Possibly because of these conditions, improving the investment climate must be a key priority to address supply-side constraints. This includes clarifying regulations, simplifying business procedures, and removing hidden costs that discourage both foreign and domestic investors.

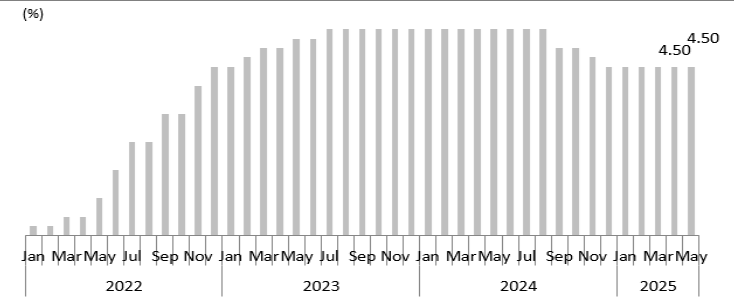
Bank Indonesia's forward policy remains focused on maintaining rupiah stability, enhancing liquidity, and supporting sustainable growth. Interventions in the spot, NDF, and DNDF markets, along with SBN purchases, will continue to stabilize the exchange rate—strengthened by rising foreign exchange supply from exporters following stricter the Natural Resource Export Proceed (DHE SDA) implementation and ongoing capital inflows. The rupiah is expected to remain stable, underpinned by BI's firm policy commitment, attractive yields on domestic financial instruments, and the maintenance of a favorable interest rate differential between the BI Rate and the Fed rate. To reinforce these goals, BI will optimize monetary operations through SRBI, SVBI, and SUVBI instruments, with rate adjustments to maintain market interest.

Table 1. Interest Rate Data

Indicators	18-Jun-25		Monthly Changes (in bps)	Ytd Changes (in bps)
	Latest	M-1		
Policy Rate (in %)				
United States	4.50	4.50	0.0	(100.0)
European Union	2.15	2.40	(25.0)	(235.0)
United Kingdom	4.25	4.50	(25.0)	(100.0)
Japan	0.50	0.50	0.0	60.0
China	3.00	3.10	(10.0)	(45.0)
India	5.50	6.00	(50.0)	(100.0)
Thailand	1.75	1.75	0.0	(75.0)
Philippines	5.50	5.50	0.0	(100.0)
Indonesia	5.50	5.50	0.0	(50.0)
Global Monetary Policy Change (in number of countries)				
Easing	1	3		
Unchanged	22	19		
Tightening	13	10		
Average International Interest Rate (in %)				
USD LIBOR -1 Month	4.96	4.96	0.0	(45.0)
USD LIBOR -3 Months	4.85	4.85	0.0	(75.6)
USD LIBOR -6 Months	4.68	4.68	0.0	(117.8)
Domestic Interbank Money Market (in %)				
INDONIA	5.83	5.71	11.7	(16.8)
JIBOR - 1 Month	6.31	6.01	29.9	(7.6)
JIBOR - 3 Months	6.61	6.38	23.1	(13.7)
JIBOR - 6 Months	6.71	6.69	2.7	(15.6)
JIBOR - 12 Months	6.91	6.97	(6.7)	(14.4)

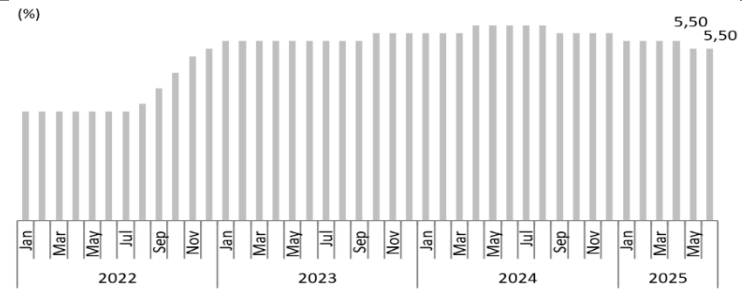
Sources: Each Central Bank and GlobalRates – treated (2025)

Fig 1. Fed Rate



Source: The Fed – treated (2025)

Fig 2. BI Rate



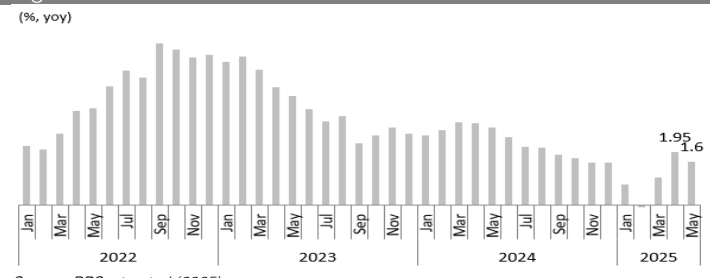
Source: Bank Indonesia – treated (2025)

Fig 3. US CPI Inflation



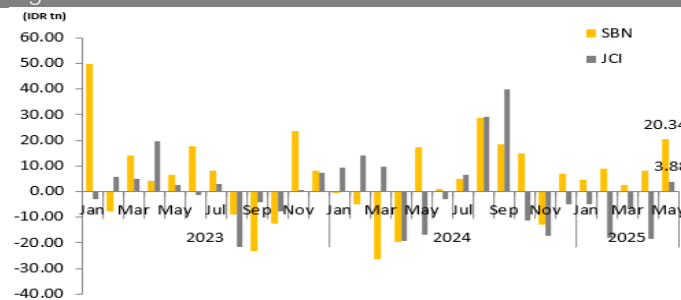
Source: US BLS – treated (2025)

Fig 4. Indonesia CPI Inflation



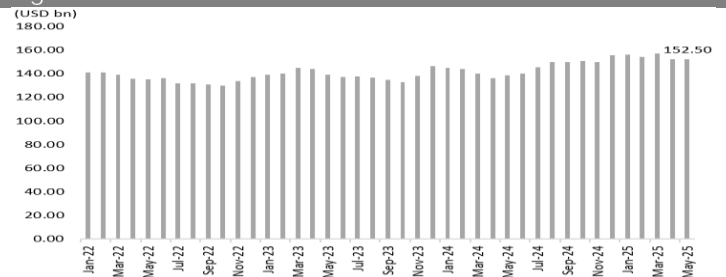
Source: BPS – treated (2025)

Fig 5. Indonesia Portfolio Flow



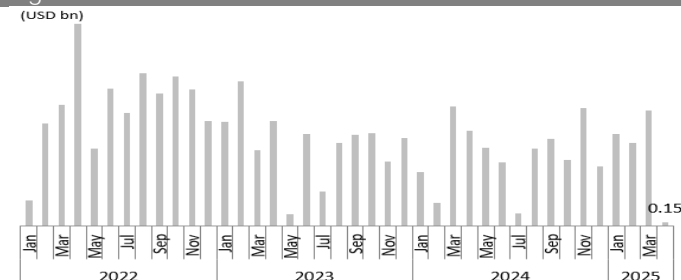
Source: Bloomberg – treated (2025)

Fig 6. Indonesia FX Reserves



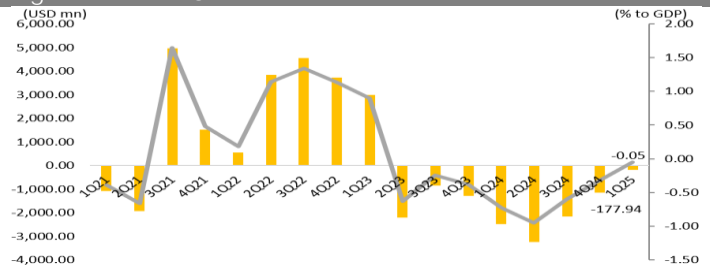
Source: BI – treated (2025)

Fig 7. Indonesia Trade Balance



Source: BI – treated (2025)

Fig 8. Indonesia Current Account



Source: BI – treated (2025)

Table 2. Fed Rate Probabilities, as of 18 Jun '25

MEETING DATE	MEETING PROBABILITIES				
	325-350	350-375	375-400	400-425	425-450
18-Jun-25	0.0%	0.0%	0.0%	0.1%	99.9%
30-Jul-25	0.0%	0.0%	0.0%	14.5%	85.5%
17-Sep-25	0.0%	0.0%	8.3%	54.9%	36.8%
29-Oct-25	0.0%	3.9%	30.2%	46.4%	19.5%
10-Dec-25	2.4%	20.2%	40.2%	29.8%	7.4%

Source: CME Group – treated (2025)

Disclaimer

This report is prepared by PT KB Valbury Sekuritas, a member of the Indonesia Stock Exchange, or its subsidiaries or its affiliates ("KBVS"). All the material presented in this report is under copyright to KBVS. None of the parts of this material, nor its contents, may be copied, photocopied, or duplicated in any form or by any means or altered in any way, or transmitted to, or distributed to any other party without the prior written consent of KBVS.

The research presented in this report is based on the information obtained by KBVS from sources believed to be reliable, however KBVS do not make representations as to their accuracy, completeness or correctness. KBVS accepts no liability for any direct, indirect and/or consequential loss (including any claims for loss of profit) arising from the use of the material presented in this report and further communication given or relied in relation to this document. The material in this report is not to be construed as an offer or a solicitation of an offer to buy or sell any securities or financial products. This report is not to be relied upon in substitution for the exercise of independent judgement. Past performance and no representation or warranty, express or implied, is made regarding future performance. Information, valuations, opinions, forecasts and estimates contained in this report reflects a judgement at its original date of publication by KBVS and are subject to change without notice, its accuracy is not guaranteed or it may be incomplete.

The Research Analyst(s) primarily responsible for the content of this research report, in part or as a whole, certifies that the views about the companies and their securities expressed in this report accurately reflect his/her personal views. The Analyst also certifies that no part of his/her compensation was, is or will related to specific recommendation views expressed in this report. It also certifies that the views and recommendations expressed in this report do not and will not take into account client circumstances, objectives, needs and no intentions involved as a use for recommendations for sale or buy any securities or financial instruments.

KB Valbury Sekuritas Head Office

Sahid Sudirman Center 41st Floor Unit A-C
Jalan Jenderal Sudirman No. 86 Kelurahan Karet Tengsin,
Kecamatan Tanah Abang, Jakarta Pusat 10220, Indonesia
T. (021) 25098300
F. (021) 25098400

Branch Office

Jakarta – Sudirman

Sahid Sudirman Center 41st Floor Unit A-C
Jalan Jenderal Sudirman No. 86 Karet Tengsin,
Tanah Abang, Jakarta Pusat 10220
T. (021) 25098300/301

Bandung

Jl. Abdul Rivai No. 1A, Kel. Pasirkaliki,
Kec. Cicendo Bandung 40171
T. (022) 3003133

Palembang

Komplek PTC Mall Blok I No. 7
Jl. R. Sukanto
Palembang 30114
T. (0711) 2005050

Semarang

Jl. Gajahmada 23A,
Kecamatan Semarang Tengah,
Kelurahan Kembang Sari 50241
T. (024) 40098080

Pontianak

Jl. Prof. M Yamin No. 14
Kotabaru, Pontianak Selatan
Kalimantan Barat 78116
T. (0561) 8069000

Jakarta – Kelapa Gading

Rukan Plaza Pasifik
Jl. Boulevard Barat Raya Blok A1 No. 10
Jakarta Utara 14240
T. (021) 29451577

Malang

Jl. Pahlawan Trip No. 7
Malang 65112
T. (0341) 585888

Surabaya

Pakuwon Center Lt 21
Jl. Embong Malang No.1
Surabaya 60261
T. (031) 21008080

Makassar

Komplek Ruko Citraland City Losari
Business Park, Blok B2 No. 09
Jl. Citraland Boulevard Makassar 90111
T. (0411) 6000818

Jakarta – Puri Indah

Rukan Grand Aries Niaga Blok E1 No. IV
Jl. Taman Aries, Kembangan
Jakarta Barat 11620
T. (021) 22542390

Banjarmasin

Jl. Gatot Subroto No. 33
Banjarmasin 70235
T. (0511) 3265918

Padang

Jl. Proklamasi No. 60A
Padang Timur 25121
T. (0751) 8688080

Medan

Komplek Golden Trade Center
Jl. Jenderal Gatot Subroto No. 18-19
Medan 20112
T. (061) 50339090

Jakarta – Pluit

Jl. Pluit Putra Raya No. 2
Jakarta Utara 14450
T. (021) 6692119

Pekanbaru

Jl. Tuanku Tambusai, Komplek CNN
Blok A No. 3 Pekanbaru 28291
T. (0761) 839393

Yogyakarta

Jl. Magelang KM 5,5 No. 75
Yogyakarta 55000
T. (0274) 8099090

Denpasar

Jl. Teuku Umar No. 177
Komplek Ibis Styles Hotel
Denpasar Bali 80114
T. (0361) 225229

Investment Gallery

Jakarta

Citra Garden 6 Ruko Sixth Avenue
Blok J1 A/18, Cengkareng
Jakarta Barat 11820
T. (021) 52392181

Tangerang

Ruko Aniva Junction Blok D No. 32
Gading Serpong, Tangerang,
Banten 15334
T. (021) 35293147

Semarang

Jl. Jati Raya No. D6,
Srandol Wetan, Banyumanik,
Semarang 50265
T. (024) 8415195

Salatiga

Jl. Diponegoro No. 68
Salatiga 50711
T. (0298) 513007

Solo

Jl. Ronggowarsito No. 34
Surakarta 57118
T. (0271) 3199090

Jambi

Jl. Orang Kayo Hitam No. 48 B
Jambi Timur 36123
T. (0741) 3068533